

CHAPTER II

MACROMEDIA FLASH 8 ON TEACHING SIMPLE PAST TENSE

A. Multimedia

1. Definition of Multimedia

In this globalisation era, it is necessary to apply multimedia computer as a teaching media. The use of multimedia in teaching and learning process it can be motivated students. Binanto (2010:2) defined that multimedia is combination of text, art, sound, picture and video that presented by computer or manipulated with digital and can be presented or control interactively. By using multimedia which contains text, sound, audio, video and graphic in presenting teaching material, it will help the students to get information in their learning.

Meanwhile, Mayer in Sanjaya Misra (2005:3) stated multimedia learning simply as “presentation of material using both words and pictures.” Sanjaya Misra (2005:3) also stated that multimedia is a computer system or computer system product that incorporates text, sound, pictures, graphics, audio, etc. The process of learning tenses can be attractive if combined with picture, sound and graphic. Students will interested in learning tenses with multimedia computer than white board media.

Furthermore, Ghinea (2006:8) stated that multimedia is an interdisciplinary, application-oriented technology that capitalizes on the multi-sensory nature of humans and the ability of computers to store, manipulate, and convey non-numerical information such as video, graphic,

picture and audio in addition to numerical and textual information. By applying multimedia the learning material can be presented electively by visual and verbal ways in the form of animation, picture, audio and video. Hence, the students become more motivated and interested in learning tenses.

From the statements above, it can be concluded that multimedia as a computer system which is combined with many media such as animation, picture, audio, video, graphic, etc. Besides, multimedia has great influence in presenting the teaching and learning material to the students and it can improve students' interest, attention and motivation in learning tenses.

2. Multimedia in Language Teaching

The use of multimedia in teaching it is necessary in this era of globalisation, because it will make students easy to understand the material that presented by the teacher. Mayer (2009:3) stated that multimedia learning refers to learning from words and pictures. Multimedia instruction refers to the presentation of material using both words and pictures, with the intention of promoting learning. The case for multimedia learning rests on the premise that learners can better understand an explanation when it is presented in words and pictures than when it is presented in words alone. For that reason, multimedia is suitable for teaching language especially teaching tenses.

Janet Collins (2002:3) cited that multimedia which is used in educational context to describe learning material by slide presentation, the

way of media in presenting the material which involves picture, video, sound, animation etc. By applying multimedia in teaching and learning, students will get more attention and interest in learning English. So, it is really necessary to apply multimedia in teaching and learning process.

Besides, make students more interest and get more attention, multimedia also helps teacher in presenting the material. As binanto (2010:4) said that multimedia is really needed in a school because it makes teaching and learning become more complete and more interesting. Multimedia can be electronic tool that help teacher in presenting the material. Therefore, teacher can deliver teaching material to the students easily and effectively.

For those reasons above, multimedia will give some advantages and improve student's English skills including their ability in tenses mastery. Besides, multimedia makes students more interested and active in learning tenses because it combined video, sound, image, graphic etc.

3. Definition of Macromedia Flash 8

Macromedia Flash 8 is a computer software to create a presentation, animation and others content. In most cases, Macromedia Flash 8 is a multimedia program which is not only to create animation but also interactive presentation which consist of picture, video, graphic, animation, etc. Furthermore, Macromedia Flash 8 also has tools which are used to make sketch, text, edit picture and others.

Heins (2002:6) said that Macromedia is committed to facilitating support for authoring learning components, or objects, across key products used for learning. Besides, Macromedia Flash 8 also combined interactive slide presentation, animation, picture, sounds, and text which is effective to present the material by the teacher to the students. Therefore, Macromedia Flash 8 is a great multimedia that should apply in teaching and learning process.

Moreover, Dikse (2011:1) cited that Macromedia Flash 8 is a computer software which is usually used to make applications, interactive slide presentation and also has ability to combine media becomes multimedia, such as simple animation, sound and video. On the other hand, Macromedia Flash 8 is a tremendous computer software to create picture, sound, animation, and video become attractive multimedia.

Sunyoto (2010:1) cited that Macromedia Flash 8 is great multimedia software, it usually used to create animation, web design and support bidirectional streaming audio and video, etc. Macromedia Flash 8 is also has "ActionScript" which is used to make animation more interesting. Besides, "ActionScript" also can be made based on the users like. Such as make word animation up and down or picture animation left and right.

Based on the definitions above, the researcher concludes that Macromedia Flash 8 is a computer software to create attractive multimedia which is combined animation, picture, sound, text, graphic and video that

is suitable applied in teaching learning process and also makes students interested as well as motivated.

4. The Components of Macromedia Flash 8

There are some components and object in Macromedia Flash 8 that usually users use in operating Macromedia flash 8. Waryanto (2010:3) explained that there are six components in Macromedia flash 8; Menu, stage, timeline, toolbox, action panel and properties panel. The explanations of the components are below:

a. Menu

It contains of some instruction which are used in making animation in Macromedia Flash 8 such as file, edit, view, insert, text control, window and help.

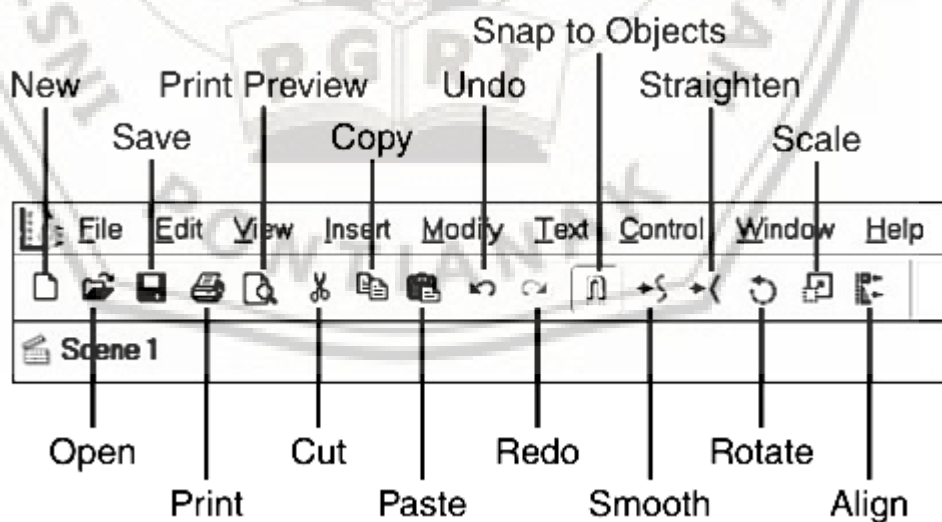


Figure 1.2 Menu Toolbar
Adopted from Sullivan (2002:17)

b. Stage

Stage is a layer (the document in words) that will be used to take some objects in a flash.




Figure 2.2 Stage
Adopted from Sullivan (2002:53)

c. Timeline

Timeline has some contents of frames that are used to control the object which will be made become some animations in the layer or stage.

d. Toolbox

Toolbox consists of some tools which are used to make, draw, write, choose, and manipulate the objects in the layer and timeline. There are some tools in the toolbox such as arrow tool, line tool, pen tool, pencil tool, text tool, oval tool, brush tool, rectangle tool, etc. The example as follow.

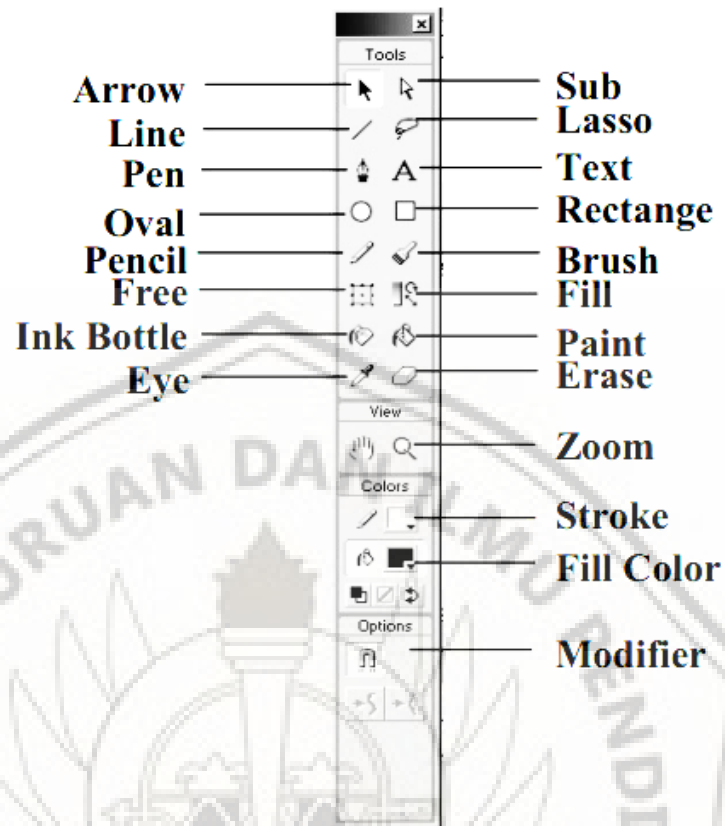


Figure 3.2 Toolbox

Adopted from Sullivan (2002:15)

The explanation of the Toolbox Elements is in the table below.

There are two parts in the table, first is the name of the tools and the second is the description of the tools.

Table 1.2 Toolbox Elements

<i>Tool</i>	<i>Description</i>
<i>a. Arrow</i>	a. Selects objects.
<i>b. Subselect</i>	b. Displays individual editing nodes within objects.
<i>c. Line</i>	c. Draws lines.

<i>d. Lasso</i>	d. Selects irregularly shaped objects of sections of your stage for editing.
<i>e. Pen</i>	e. Draws Bézier curves.
<i>f. Text</i>	f. Places typed and formatted text onto the stage.
	g. Draws ovals and circles.
<i>g. Oval</i>	h. Draws rectangles, including squares.
<i>h. Rectangle</i>	i. Draws freehand curved or shaped objects.
<i>i. Pencil</i>	j. Draws broad strokes on the stage.
<i>j. Brush</i>	k. Designates colors for lines.
<i>k. Ink</i>	l. Designates colors for filled areas.
<i>l. Paint</i>	m. Transfers colors from one object or fill to another.
<i>m. Eyedropper</i>	n. Erases sections of a drawing.
<i>n. Eraser</i>	o. Enables you to move a drawing around your window.
<i>o. Hand</i>	p. Enables you to zoom in or out of your drawing, for a different perspective on it.
<i>p. Zoom</i>	

Adopted from Sullivan (2002:16)

e. Action panel

It consists of function which is used in a flash to make and modify some objects or animations. Action pannel is located under of stage or under the layer.

f. Properties panel

It has the same function as the action panel. Properties panel is the combining or simplifying of the action panel to modify and

change the animations directly. Properties panel is located under of action panel.

In Macromedia Flash 8 the users can also import some objects that usually use in Macromedia flash, Vera (2004:13) stated that some objects that can be included in Macromedia Flash 8 are as follows:

a. Vector artwork

Vector graphics describe images using lines and curves, called vectors, that also include color and position properties. For example, the image of a leaf is described by points through which lines pass, creating the leaf's outline. The color of the leaf is determined by the color of the outline and the color of the area enclosed by the outline.

b. Text

Text is a kind of Macromedia Flash 8 data which is easy to save and control. In Macromedia flash, the users can create text blocks containing static text, text which is contained animation, text that users creat as a symbol. Besides, users can also create dynamic or input text fields.

c. Bitmaps

Bitmap graphics describe images using colored dots, called pixels, arranged in a grid. For example, the image of a leaf is described by the specific location and color value of each pixel in the grid, creating an image in much the same manner as a mosaic.

d. Video

The users can import video clips into Macromedia Flash 8 as embedded files in MOV, AVI, MPEG, or other formats, depending on the system. The users can also import video clips in Macromedia Flash 8 Video (FLV) format directly into Flash. Therefore, it is easy to process video in Macromedia Flash 8 and also easy to import video that the users want to process in Macromedia flash 8.

e. Symbol

Symbol is an objects that the users create once and reuse multiple times. Symbol can be movie clips, buttons, or graphics. A symbol can include artwork that the users import from another application. Any symbol that the users create automatically becomes part of the library for the current document in Macromedia flash 8.

f. Sound

By Macromedia Flash 8 application, the users can import sound files from other applications and use them as event sounds or streaming sounds in a document. The users can also make sounds that play continuously, independent of the Timeline, or the users can synchronize animation to a sound track. Moreover, users can add sounds to buttons to make them more interactive, and make sounds fade in and out for a more polished sound track.

5. The Benefit of Macromedia Flash 8 in Teaching English Grammar

Macromedia Flash 8 which is classified as multimedia it has special benefit than other conventional media. Usually conventional media make student feel bored in teaching and learning process, sometimes students do not really understand about what teacher explains. While Macromedia Flash 8 can present the information and material clearly. As stated by Arsyad (2014:62) that information which is presented by multimedia it is life document, it can be seen on the screen which is shown by projector clearly. The purpose of multimedia it is for presenting information in form of easy to understand, interesting, fun and clear. Information can be easy to understand because many senses which are used, mainly ears and eyes. Therefore, learning by multimedia which are combined animation, video, sound, graphic, and text has benefit in understanding the material that presented by the teacher.

Besides, Macromedia Flash 8 which are contained animation, text, video and sounds can make students easy to understand the materials in this case is grammar. According to David Taylor at the University of Maryland in Sosnowski (2016) students who learned from materials containing both text and graphics produced 55 percent to 121 percent more accurate solutions to problems. Sosnowski also said that the use of images, along with words, diminishes the overwhelming nature of text and helps the student to manage the cognitive load, which increases retention. Specifically, graphics are found to support retention because important

elements are focused on via placement, layout and color. In Macromedia Flash 8 user can use both text and graphic and event animation, video, sound, etc. So that, Macromedia Flash 8 is proper to apply in the classroom.

Macromedia Flash 8 is combination between some media that usually use in teaching and learning process. As stated by Sudjana and Rivai in Sutirman (2013:17) that multimediamedia in teaching learningprocess has benefit; a) teaching learning becomes more interesting, so it will increase students motivation, b) teaching learning material will easy to understand by the students, c) tecahing learning method becomes more variety, so it will decrease students boredom, d) students more active in teaching learningprocess. Therefore, Macromedia Flash 8 which are combined of many media such as picture, text, sound and video is really gread in teaching leaning.

Based on the expert statements above, it can be concluded that Macromedia Flash 8 is really beneficial for the students. With tools contained in Macromedia Flash 8 that teachers can use to modify all of the media become multimedia that they use in teaching and learning. So, Macromedia Flash 8 becomes attractive multimedia that can improve students motivation, understanding, and interest.

6. Teaching Simple Past Tense by Using Macromedia Flash 8

There are some tools that commonly use in teaching by applying Macromedia Flash 8 to teach English especially simple past tense in the classroom:

- a. Computer, computer is really needed to run the Macromedia Flash 8 because Macromedia Flash 8 is computer software. In this case, the teacher will use laptop to run Macromedia flash 8.
- b. Projector, projector used to project the materials from the laptop to the screen. In teaching simple past tense, the teacher will use whiteboard as the screen.
- c. Sounds system, to make teaching and learning more interesting, the teacher make sound effect to the animation of Macromedia flash 8. Thus, the teacher will use sound system to make the sounds louder.

SMART (2004) citated that slide presentation which contained video, Web links, audio effects and pictures, presenter can use the following pieces of equipment; laptop, projector, audio and video.

According to Dowle (nd) and Perry in Campbell, (2004:8) there are several categories that need to be looked at when evaluating multimedia for use in the classroom.

- a. Teachers need to consider several factors about the content of the slide show; the content should be current and accurate, the content should include a sufficient amount of information to educate students, the content should enhance the delivery of the topic.

- b. Teachers need to think about the instructional design of the slide show; the information is presented should in a logical sequence, the learning activities and instructions clear and easy to understand, the way in which information is delivered interesting and/or innovative.
- c. Consideration should be given to student motivation from the slide show; the program create interest and engage the student through novelty, humor or surprise, the learners should be shown how the topic relates to real world situations.
- d. Teachers need to examine the use of media in the slide show; the media varied (eg video, animation, music, narration, sound effects, and special visual effects) and it should effectively illustrate the concepts and content being taught, the various media used complement rather than compete with each other.
- e. Teachers need to look at the tone and aesthetics of the slide show; the educational material should be aimed at the appropriate level for the intended audience, the appearance easy to look at (e.g. no bright colors, can text be easily read), the sound should create ambiance or it is not too loud, the teachers should consider interactivity and navigation.

From those statements, the researcher concluded that teacher who teaches simple past tense by using Macromedia Flash 8 should be creative and know how to apply Macromedia flash 8. Teacher should make the

materials more interesting and included aspects of simple past tense that the teacher want to teach to the students.

B. Grammar

1. Definition of Grammar

Grammar is a part of language that is really important to be mastered. According to Thornbury (1999:1) grammar is partly the study of what forms (or structures) are possible in language, he also said that grammar is a description of the rules that govern how language's sentences are formed. Grammar attempts to explain why the following sentences are acceptable. Based on Thornbury statements, it implies that learning grammar means learning words organize into structure. A sentences is not just sequence of words, but is has a meaning which is important by receiver. If the speaker changes the words or the structure in a sentence, it will have an affect in the meaning of the sentence and the comunnication is not run well.

In other opinion, Kroeger (2005:5) cited that grammar is set of rules used to produce all the regular patterns in a language, the term of grammar is sometimes used means roughly "all the structural properties of the language except sound structure (phonology)," the examples: the structure of words, phrases, sentences, texts, etc. Therefore, without grammar a sentences will get mess and even it will has no meaning. Grammatical structure is a specific instance of grammar which is usually called as "structure". Examples of structures would be the past tense, noun plurals, the comparison of adjectives, and so on. Based on the definition of the

experts above, it can be concluded that grammar is an organized sentence of words to express a meaning which are thought and felt.

Grammar is also a rule of language which is used to construct and build a sentence that has a good meaning for receiver. Learning language without knowledge in grammar of that language, learners will get problem and have many difficulties to make meaningful sentences. Besides, they also have a problem in expressing what they want, what they do and other, especially in written and orally. Therefore, grammar should be mastered by the language learner in this case is English both of English as second language and English as foreign language.

2. Definition of English Grammatical Tense




Tenses is a part of grammar and it is kind of system which is used to refer to time; past, present and future. According to Comrie in Kroeger (2005:148) "Tense is grammaticalised expression of location in time." Meanwhile, Bybee in Kroeger (2005:148) stated that "Tense refers to the grammatical expression of the time of the situation described in the proposition, relative to some other time." Many language use tense to talk about time, as well as English. In English, tense uses as method to indicate time.

Meanwhile, Huddleston (2005:44) stated that tense system is a system associated with the verb where the basic contrasts in meaning have to do with the location in time of the situation, or the part of it under consideration. Huddleston statement tells that tenses is a system about how

tenses work, there are difference between past, present and future. Each of them expresses time in relation to a particular point in the present, past and future respectively. These different tenses are signaled by verb ending or by their auxiliary verb.

Simple past tense has three part that learner have to know. Accordiing to Azar (2002:2) there are three of simple tenses; simple present, simple past and simple future. The explanation as follows:

Table 2.2 The Simple Tenses

<i>Tense</i>	<i>Examples</i>	<i>Meaning</i>
 <i>Simple Present</i>	(a) It <i>snows</i> in Alaska. (b) Tom <i>watches</i> television every day.	In general, the simple present expresses events or situation that exist <i>always, usually, habitually</i> ; they exist now, have exist in the past, and probably will exist in the future.
 <i>Simple Past</i>	(c) It <i>snowed</i> yesterday. (d) Tom <i>watched</i> television last night.	At <i>one particular time in the past</i> , this happened. It began and ended in the past.
 <i>Simple Future</i>	(e) It <i>will snow</i> tomorrow. It <i>is going to snow</i> tomorrow. (f) Tom <i>will watch</i> television tonight. Tom <i>is going to watch</i> television tonight.	At <i>one particular time in the future</i> , this will happen

Based on the table of the simple tense above it can be seen that tenses is really important and it is necessary to know tenses, there are different between past, present and future. The difference all of the tenses not only

the structure but also the meaning of the sentences. We can see from the examples of the past, the present and the future, they have different meaning each other.

3. Past Tense

a. Definition, Function and Types of Past Tense

Past tense is a part of tenses which is to state the expressions that happened in the past. Huddleston (2005:6) cited that the usual definition found in grammar books and dictionaries says simply that the past tense expresses or indicates a time that is in the past, he also said that the term past tense refers to a grammatical category associated with verbs: *likes* is a present tense form and *liked* is a past tense form. Therefore, past tense uses to express events that happened in the past.

Aitken (1992:33) classified past tense into four forms; simple past, past continuous, past perfect and past perfect continuous. The four kinds of past tense have different function, this study will discuss in detail about one of them that is simple past tense, it will discuss in the following sub section.

b. Simple Past Tense

Simple past tense is used to state something happened in the past. According to Thomson (1985:177) simple past tense is used for an action whose time is not given but which (a) occupied a period of time now terminated, or (b) occurred at a moment in a period of time now terminated. Hence, Azar (2002:27) stated that simple past tense

describes that an activity or situation began and ended at particular time in the past. The simple past tense is classified into two types which are the simple tense in regular verb and the one in irregular verb. Meanwhile, Thomson (1985:175) cited that the simple past tense in regular verbs is formed by adding **ed** to the verbs. The examples are (worked, loved, opened, closed ...). For the irregular verbs of past tense it has special form, the examples are (ate, left, saw, spoke ...).

a. Statement of Simple Past Tense

The formula of Affirmative statement of simple past tense is almost similar to the other simple tense but simple past tense uses V2 while the other simple tense use V1.

Verbal

Subject + V2 (regular/irregular)

For the example:

- (a) I *met* her yesterday.
- (b) She *walked* to school yesterday.
- (c) Jhon *bought* a new car two days ago.
- (d) We *played* basketball yesterday afternoon.
- (e) He *went* to school this morning.

Based on the example above, we can see regular and irregular. Regular; walked, played while irregular; met, bought and went.

Nominal

Subject + was/were + Complement

For the example:

- (a) He was in class yesterday.
- (b) They were at home yesterday.
- (c) You were lazy.
- (d) My friends were at the library yesterday.
- (e) She was here a minute ago.

The use between *was* and *where* are different, if the subject are; **I, he, she** and **it** use *was* but if the subject are; **you, they** and **we** use *were*.

b. Negative Statement of Simple Past Tense

The negative statement of simple past tense it formed with **did not (didn't)** following by V1 after **did not (didn't)**.

Verbal

Subject + did not/didn't + V1

For the example:

- (a) I did not meet her yesterday.
- (b) She did not walk to school yesterday.
- (c) Jhon did not buy a new car two days ago.
- (d) We did not play basketball yesterday afternoon.
- (e) He did not go to school this morning.

Nominal

Subject + was/were + not + Complement

For the example:

- (a) He was not in class yesterday.
- (b) They were not at home yesterday.
- (c) You were not lazy.
- (d) My friends were not at the library yesterday.
- (e) She was not here

c. Interrogative Statement of Simple Past Tense

The interrogative statement is also using one auxiliary which is **did**.

Verbal

Did + subject + V1 + (...)?

For the example:

- (a) Did you meet her yesterday?
- (b) Did she walk to school yesterday?
- (c) Did Jhony buy a new car?
- (d) Did you play basketball yesterday afternoon?
- (e) Did you go to school this morning?

Nominal

Was/Were + subject + Complement?

For the example:

- (a) Was he in class yesterday?
- (b) Were they at home yesterday?
- (c) Were lazy?
- (d) Were my friends at the library yesterday?
- (e) Was she here?